

## HANDWRITING FONT TEMPLATE

1

Print out each template page single-sided.

Copy the following sentence below, writing as you would normally. This will give us a baseline to use for the character and word spacing of your handwritten font.

The quick brown fox jumps over the lazy dog.

---

2

Complete both of the included letter templates. This allows us to create variations that would naturally occur in your handwriting.


**PLEASE DO NOT TRACE THE LETTERS ON THE TEMPLATE**

They are a guide to help keep your sizing consistent and to ensure enough space between each letter for the font creation process.

3

SCAN/PHOTO EACH PAGE THEN EMAIL TO [KIM@TNI.MARKETING](mailto:KIM@TNI.MARKETING)  
Please make sure the image is as straight as possible with minimal shadows and the 4 corner markers are visible at each corner.




!	"	#	\$	%	&		
!	"	#	\$	%	&		
'	(	)	+	,	-		
'	(	)	+	,	-		
.	/	0	1	2	3	4	5
.	/	0	1	2	3	4	5
6	7	8	9	:	;	<	=
6	7	8	9	:	;	<	=
>	?	@	A	B	C	D	E
>	?	@	A	B	C	D	E
F	G	H	I	J	K	L	M
F	G	H	I	J	K	L	M
N	O	P	Q	R	S	T	U
N	O	P	Q	R	S	T	U
V	W	X	Y	Z	a	b	c
V	W	X	Y	Z	a	b	c



← Include all those four markers  
untrimmed on your photo or scan.






d	e	f	g	h	i				
d	e	f	g	h	i				
j	k	l	m	n	o				
j	k	l	m	n	o				
p	q	r	s	t	u			v	w
p	q	r	s	t	u			v	w
x	y	z							
x	y	z							
Ch		Er		Qu		Sh			
Ch		Er		Qu		Sh			
St		Th		ch		er			
St		Th		ch		er			
fl		qu		sh		st			
fl		qu		sh		st			
th		tt							
th		tt							



← Include all those four markers  
untrimmed on your photo or scan.






!	"	#	\$	%	&		
!	"	#	\$	%	&		
'	(	)	+	,	-		
'	(	)	+	,	-		
.	/	0	1	2	3	4	5
.	/	0	1	2	3	4	5
6	7	8	9	:	;	<	=
6	7	8	9	:	;	<	=
>	?	@	A	B	C	D	E
>	?	@	A	B	C	D	E
F	G	H	I	J	K	L	M
F	G	H	I	J	K	L	M
N	O	P	Q	R	S	T	U
N	O	P	Q	R	S	T	U
V	W	X	Y	Z	a	b	c
V	W	X	Y	Z	a	b	c



← Include all those four markers  
untrimmed on your photo or scan.





d	e	f	g	h	i				
d	e	f	g	h	i				
j	k	l	m	n	o				
j	k	l	m	n	o				
p	q	r	s	t	u			v	w
p	q	r	s	t	u			v	w
x	y	z							
x	y	z							
Ch		Er		Qu		Sh			
Ch		Er		Qu		Sh			
St		Th		ch		er			
St		Th		ch		er			
fl		qu		sh		st			
fl		qu		sh		st			
th		tt							
th		tt							



← Include all those four markers untrimmed on your photo or scan.

